


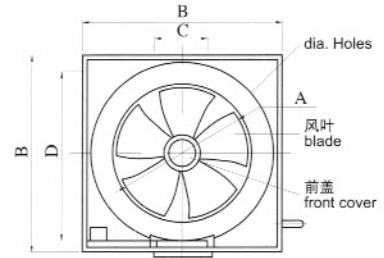
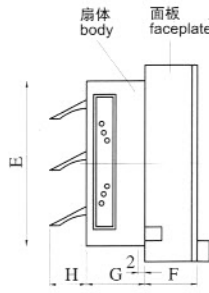
# WALL MOUNT SQUARE TYPE VENTILATING FANS

## 方框型风压式家用抽气扇



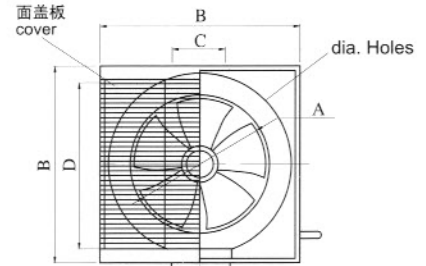
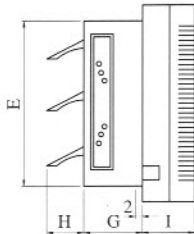
STANDARD 标准型

Metal Frame 金属型	Plastic Frame 全塑型
DWS15A	DWS15C
DWS20A	DWS20C
DWS25A	DWS25C
DWS30A	DWS30C



DELUXE  
豪华型

DWS15B
DWS20B
DWS25B
DWS30B



- Faceplate and cover are made of super-quality ABS engineering plastics.
- The painted metal frame is antirust and durable.
- Five-blades configuration creates larger air volume than the normal six-blades designs.
- High efficiency motor ensures low noise, low power consumption and long operation life.
- Motor with inner fuse protection.
- 面板、面罩采用优质工程塑料ABS料制造
- 金属框架经喷塑处理，防腐蚀，防生锈，牢固耐用
- 五片叶结构，比普通六片叶增大风量
- 高精度平衡和高性能材料电机，令换气扇噪音低，耗量更低，经久耐用
- 电机采用内置式熔断保护装置，安全可靠

### DIMENSION 外形尺寸

Specification 型号	A	B	C	D	E	F	G	H	I
15A,15B/15C	150	240/230	--	197/195	170/190	52/50	75/80	55/72	87/--
20A,20B/20C	200	303/305	60/--	266/240	240/233	50/41	71/90	83/60	92/--
25A,25B/25C	250	350/334	110/--	313/280	390/274	50/49	80/85	58/70	92/--
30A,30B/30C	300	400/360	--	360/345	340/340	45/45	90/100	75/90	85/--

### TECHNICAL PERFORMANCE DATA 技术参数

Model 型号	Diameter 规格(mm)	Air volume 风量(m <sup>3</sup> /min)	Noise 噪音(dB)	Power 输入功率(w)	数量(台)/箱 SET/CTN	包装尺寸 Measurement(mm)
DWS15A/DWS15C	150	4.5	38	20/22	6	565x495x320
DWS20A/DWS20C	200	8.2	41	30/25	6	705x486x356
DWS25A/DWS25C	250	12.5	43	36/30	4	645x400x400
DWS30A/DWS30C	300	18.2	49	40/32	4	690x450x450
DWS15B	150	4.5	39	20	6	565x575x320
DWS20B	200	8.2	42	30	6	695x575x356
DWS25B	250	12.5	44	36	4	795x400x400
DWS30B	300	18.2	50	40	4	835x450x450